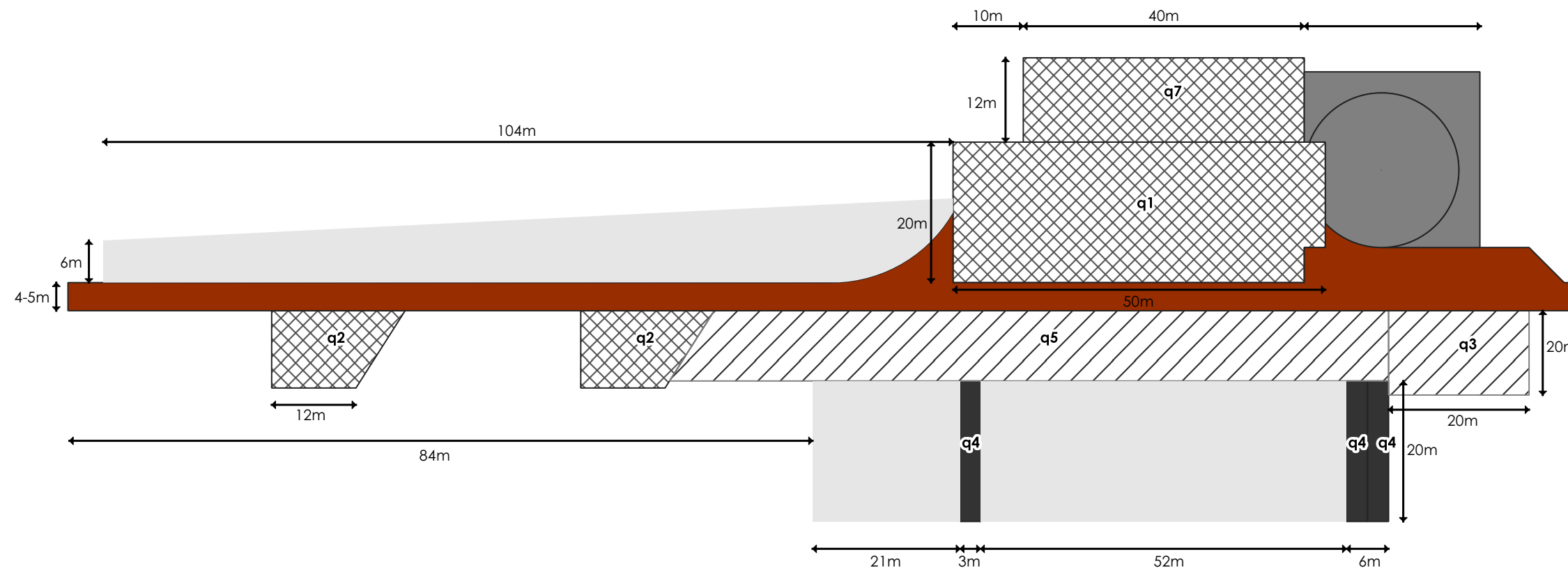








Figure 3.7: Typical Crane Hardstanding



KEY:

-  Foundation area
-  Hardstanding
-  Site road
-  Storage areas for components & containers
-  Trestle area for blades
-  Cleared area prepared as working area

NOTES:

- q1: Hardstand for Main Crane
- q2: Hardstand for Assist Crane
- q3: Storage/Assembly Area
- q4: Trestle area for blades
- q5: Storage area for components
- q6: Hardstand for Boom Assembly
- q7: Hardstand for Superlift ballast

All measurements are for indicative purposes only

